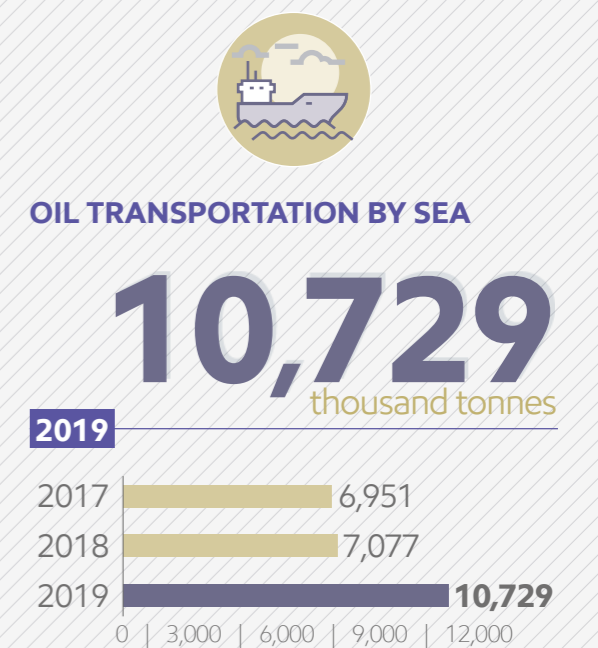
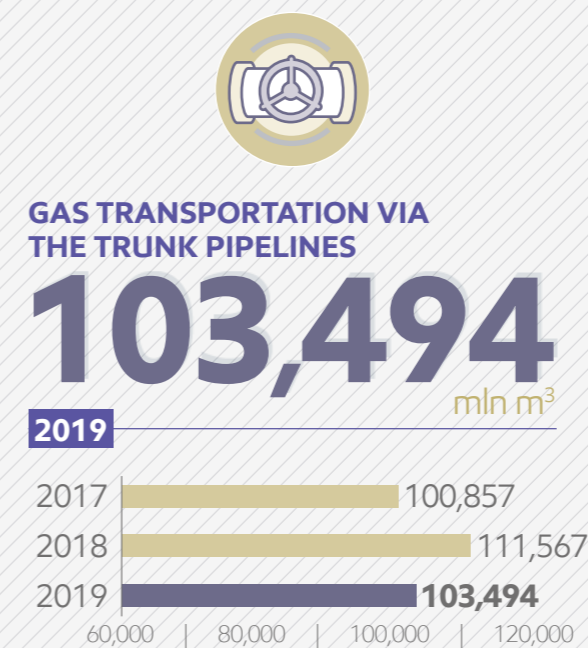
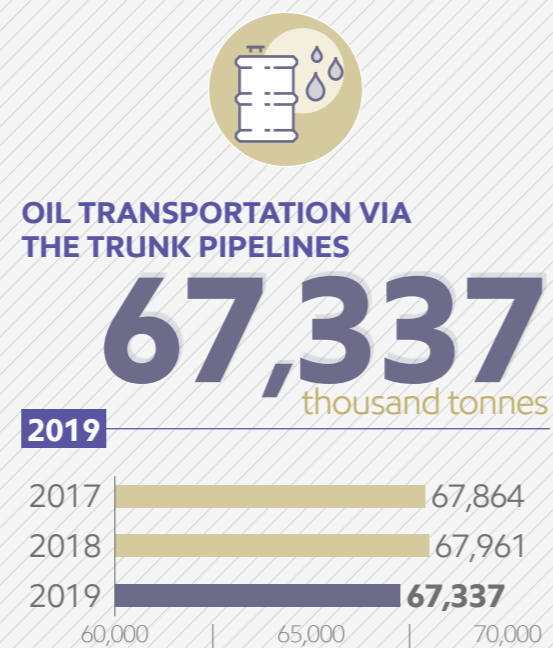
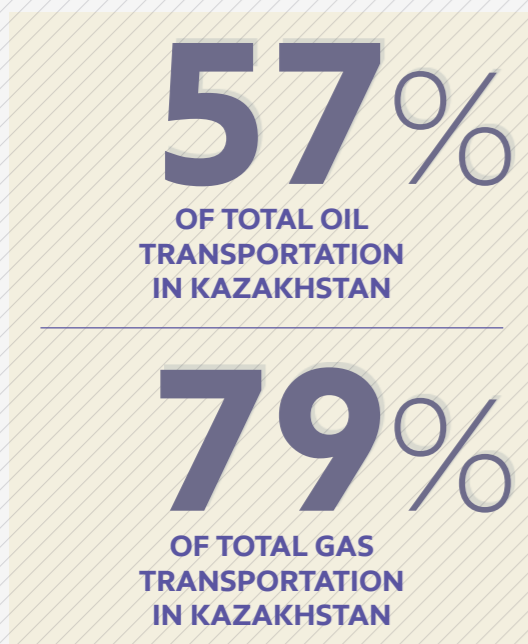


KMG GROUP KEY PERFORMANCE INDICATORS

GRI 102-2, 102-7



Oil and Gas Transportation



KMG GROUP KEY PERFORMANCE INDICATORS

GRI 102-2, 102-7



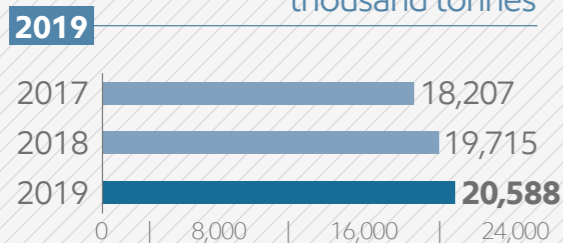
Refining and Marketing

Service



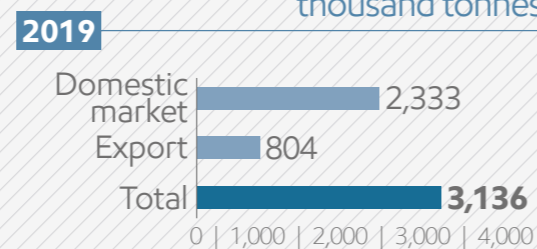
OIL REFINING

20,588
thousand tonnes



WHOLESALE OF OIL PRODUCTS PRODUCED IN KAZAKHSTAN

3,136
thousand tonnes



LAND AND AIR TRANSPORT



OFFSHORE OPERATIONS SUPPORT



DRILLING AND INTEGRATED SERVICES



PROCESS AUTOMATION



OIL SPILL RESPONSE SERVICES



OIL AND GAS EQUIPMENT MANUFACTURE

MORE THAN 10.5 THOUSAND VEHICLES ARE ENGAGED AT OUR PRODUCTION FACILITIES ON A DAILY BASIS

KMG GROUP KEY PERFORMANCE INDICATORS

GRI 102-2, 102-7, 102-9

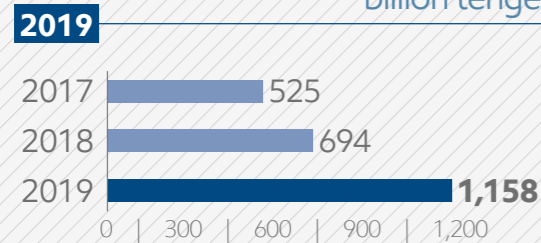


Financial Performance



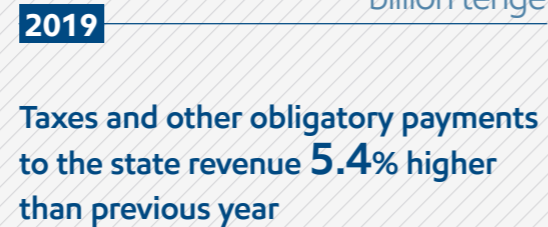
PROFIT

1,158
billion tenge



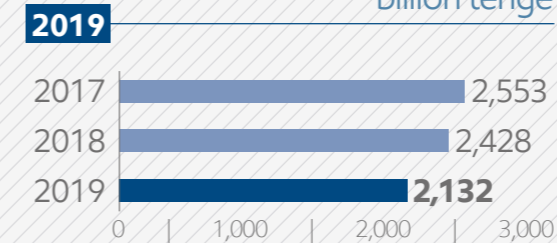
TAXES

1,522
billion tenge



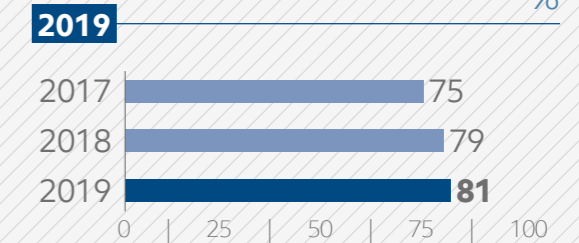
PROCUREMENTS

2,132
billion tenge



SHARE OF LOCAL CONTENT IN PROCUREMENTS

81
%



KMG GROUP KEY PERFORMANCE INDICATORS

GRI 102-2, 102-7, 102-8

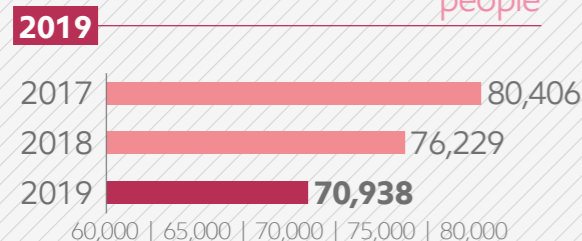


Social Responsibility and HSE Indicators



EMPLOYEES*

70,938
people

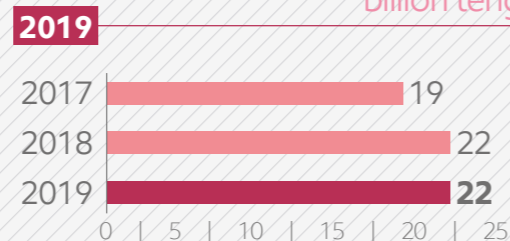


* Actual headcount, see Appendix 1 and p. 91 for details



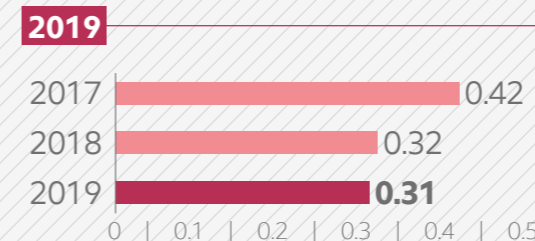
SOCIAL SUPPORT EXPENSES

22
billion tenge



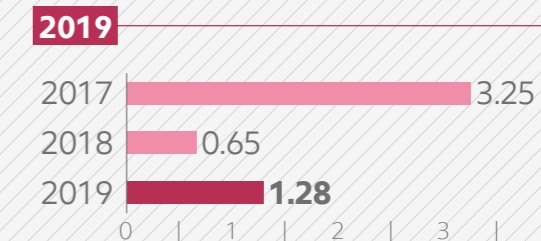
LOST TIME INJURY RATE (LTIR)

0.31



FATAL ACCIDENT RATE (FAR)

1.28



KMG GROUP KEY PERFORMANCE INDICATORS

GRI 102-2, 102-7

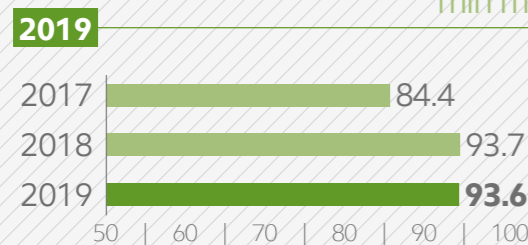


Environmental Performance



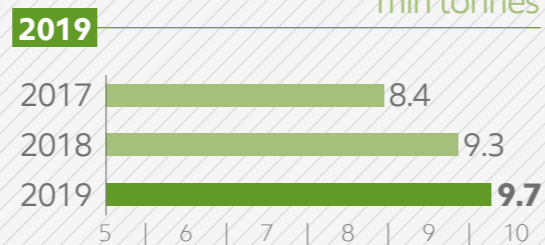
WATER WITHDRAWAL

93.6
mln m³



CO₂ EMISSIONS*

9.7
mln tonnes

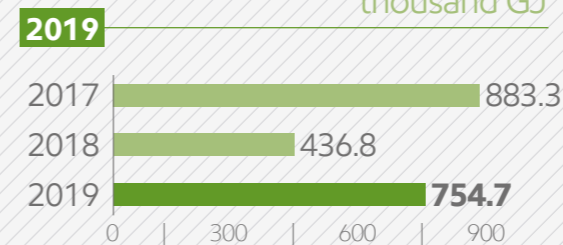


* See more on calculation methods in Appendix 1



ENERGY SAVING

754.7
thousand GJ



ASSOCIATED PETROLEUM GAS DISPOSAL PERCENTAGE

97
%

