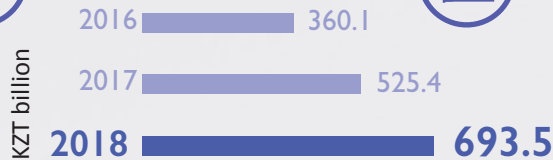




PROFIT



PROCUREMENT



ENVIRONMENTAL INDICATORS



Water withdrawal,
million m³



CO₂ emissions,
million tons



Energy resources saving,
thousand Gj




Level of recovery of associated
petroleum gas, %

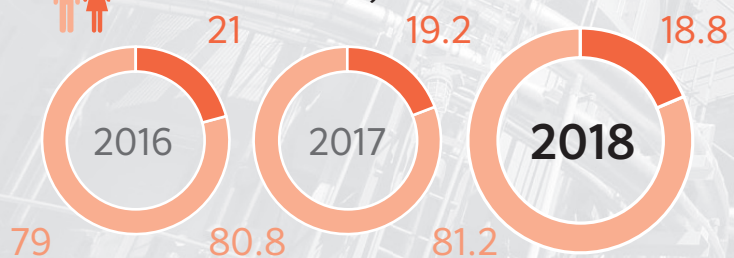
Year	Water withdrawal, million m ³	CO ₂ emissions, million tons	Energy resources saving, thousand Gj	Level of recovery of associated petroleum gas, %
2016	81.3	7.6	113.2	86
2017	84.4	8.5	119.5	85
2018	93.7	9.3	167.6	93



EMPLOYEES*




BY GENDER, %



* Actual number of employees at the end of 2018, details on p. 120



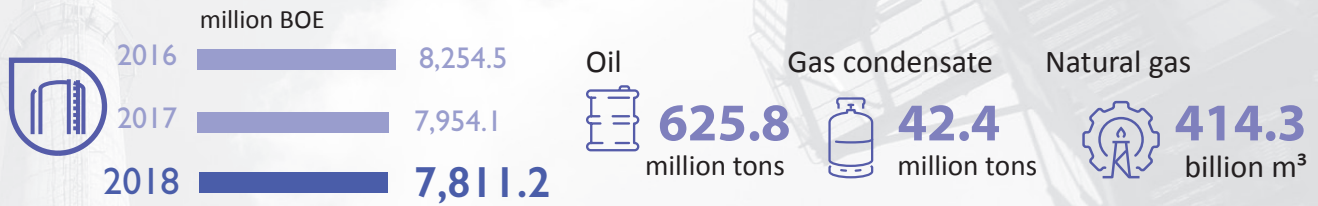
Social support expenses



Number of fatal incidents



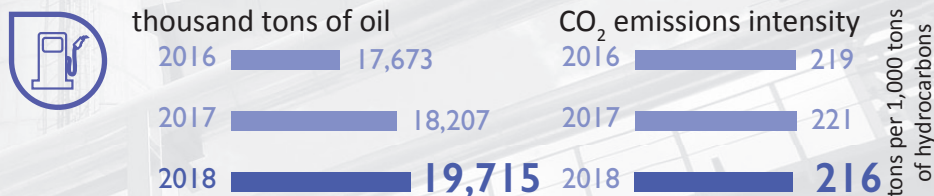
OIL AND GAS RESERVES (A,B,C1)



OIL AND GAS PRODUCTION



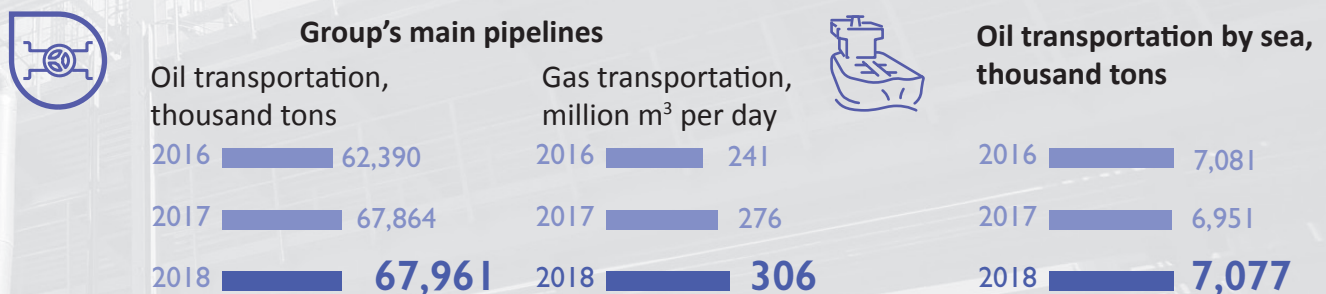
REFINING



MARKETING

Refueling
>100 thousand
vehicles a day

OIL AND GAS TRANSPORTATION



SERVICE



more than **10.5 thousand vehicles** are used daily at our production facilities